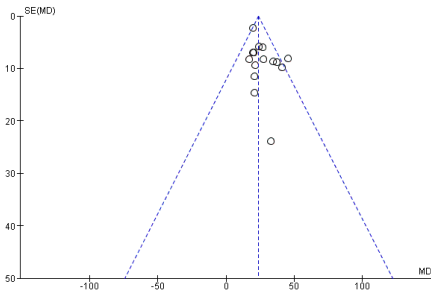
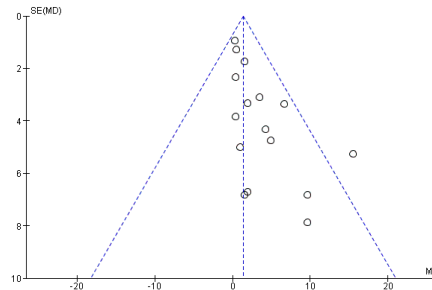


Supplemental Figure 4. Funnel plots of mean weighted difference *versus* standard error of the weighted mean difference for metabolic outcomes in studies of oral contraceptives containing gestodene. Egger's and Begg's tests were only calculated for outcomes in which there were at least 5 observations (studies).



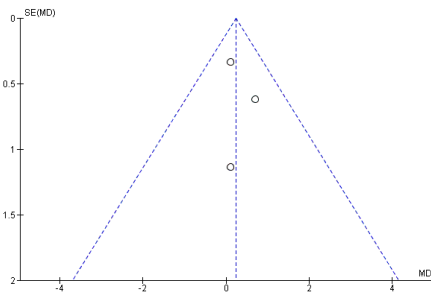
TG

Begg's -0.01, p=0.50; Egger's -0.15, p=0.30

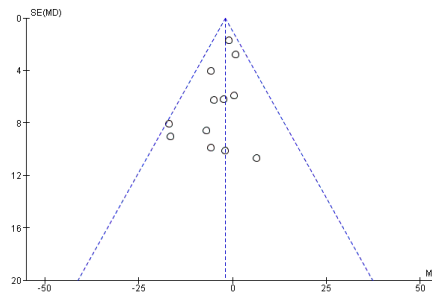


HDLc

Begg's 0.52, p=0.04; Egger's 0.42, p=0.10

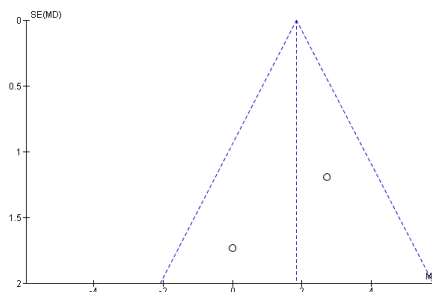


BMI



LDLc

Begg's -0.20, p=0.27; Egger's -0.26, p=0.21



Glucose